



# CACTUS WREN

P.O. Box 183  
Green Valley AZ 85614  
www.gvang.org

**September 2006**

## LETTER FROM THE PRESIDENT

Hi Happy Stitchers

Seminar is just around the corner. I know we are looking forward to having a lot of fun, learning new things, and meeting new people. The latest statistics I received from Barbara Richardson indicated that we have 889 registered, with 731 at the Welcome Banquet and 614 at the Closing Banquet,

I hope everybody had a healthy and happy summer and is ready to get back in the groove. Our Christmas luncheon is Dec. 13th at The Green Valley Country Club. More information is on the way. This is always a happy occasion and we usually have a large turn out. Put the date on your calendar.

Threads Treasures is in February so keep stitching those beautiful projects. Margaret will be asking for volunteers soon and so please say yes. Working at this event is always fun and listening to the viewers comments is an interesting experience. They all exclaim how beautiful every piece is and how hard it must be to do.

We will have our regular meeting in October but because of convention there will not be one in September.

Keep a Happy Face  
Phyllis

### ELECTED BOARD

PRESIDENT	Phyllis Richardson
VICE PRESIDENT	Ann Seese
VICE PRESIDENT	Judy Burgess
SECRETARY	Carol Copeland
TREASURER	Donna Lou Hetler
DIRECTOR AT LARGE	Eloise Fredrickson

### APPOINTED BOARD

HOSPITALITY	Janet Watson
KEEPER OF THE FEATHERS	Marti Harris
KEEPER OF THE RECORDS	Margaret von Kuegelgen
LIBRARIAN	Ruth Wallace
MEMBERSHIP	Muggs Tilly
NEWSLETTER	
EDITOR	Sue Swan
PUBLISHER	Susan Bumstead
	Elizabeth Farmer
PHONE TREE	Judy Kowalski
PROGRAMS	Judy Burgess
PUBLICITY	Ruth Deobler
SOCIAL	Judy Kowalski
STITCH-OUTS	Pat Phillips
WEB SITE	Margaret von Kuegelgen

### BOARD MEETING

Fourth Monday of the month at Phyllis Richardson's.  
• Next meeting is September 25<sup>th</sup> at 9:00 am.

### MEMBERS MEETING

Second Wednesday of the month at La Posada Recreation Room.  
• Next meeting is September 13<sup>th</sup> with 9:30 social time and 10:00 business meeting.

### NEWSLETTER DEADLINE

Deadline for the next issue is September 29th. E-mail Sue Swan at [sueswan@msn.com](mailto:sueswan@msn.com) or mail typed copy. Please include CWNewsletter in the subject line.

**MONTHLY PROGRAMS  
AND PROJECTS  
FOR THE NEXT THREE MONTHS**

**SEPTEMBER PROGRAM**

September has no meeting due to the National Seminar. If you would like to attend the Exhibit, boutique, and bookshop, on Wednesday, September 13th, contact me, Judy Burgess, or Phyllis Richardson. Phyllis is planning on driving and has some room in her car. They are planning on staying for lunch at the hotel.

**OCTOBER PROGRAM**

PMS!! (post mortem seminar). Bring your class projects, opinions, stories, and comments. We will rehash seminar, share and show, and have a SALAD POT LUCK. So bring your favorite salad to share and Judy will provide a mystery desert!

**NOVEMBER PROGRAM**

Finishing of the Christmas ornaments, our community project for this year. Pat Phillips has streamlined her finishing techniques and has agreed to share them with us. Come and plan to stitch! We have collected ornaments through the summer, but there is a need for more, and some need finishing.

**DECEMBER PROGRAM**

December Holiday Luncheon

Judy Burgess



**UPCOMING EVENTS**

**\*THREADED TREASURES 2007\***

Hello, hello, hello!! It is time to call for volunteers for **\*THREADED TREASURES 2007\*!!**

\*Threaded Treasures is the Cactus Wren Chapter's bi-annual non-juried, non-judged needlework show. It will be held at the meeting room between the Chamber of Commerce and the bank. This is an old but well loved venue on February 22, 23, and 24 (Thursday, Friday and Saturday), 2007.

All members are encouraged to submit entries and generally we have approximately 100 lovely creations. Our categories resemble the national ANG categories for the national seminar exhibit. Any piece of needlework is eligible if you haven't entered it in Threaded Treasures before. So start thinking of which of your "TREASURES" you will be entering. It's a wonderful chance for us to show our neighbors in Green Valley (and sometimes beyond) what needlepoint is all about!

At this point we need to have volunteers for the following committee chair positions. Please call me if you are interested or if you are curious about the duties of each position. The more people involved the easier and fun it will be!

Chairperson:	Margaret von Kuegelgen
Administration:	
Class Projects:	Judy Burgess
Demonstration	
Hostesses:	Phyllis Richardson
Publicity:	Nancy Sour

Opportunity Drawing(s):  
 Registration and Ballots:  
 Set-up and staging:  
 Treasurer:  
 Ribbon and Ribbon Centers:

Looking forward to hearing from you,  
 Margaret von Kuegelgen

**Expenses**

Storage June & July	\$ 60.00
Newsletter Stamps	39.00
Newsletter Envelopes	6.33
Newsletter Printing	20.42
Laying Tools	250.00
Video Return Postage	<u>6.35</u>
<b>Total</b>	<b>\$ 382.10</b>

**ANNUAL CHRISTMAS LUNCHEON**

Our annual Christmas Luncheon will be held on December 13th, our normal monthly meeting date. This year's event is going to be held at the Country Club of Green Valley, with the Social Hour beginning at 11:00 a.m. and lunch at 12:00 p.m. Please watch for more details (including menu & cost) in our next newsletter. Please plan on bringing a food item for the Food Bank and a toy for Toys for Tots.

Checkbook balance as of July 31, 1006  
 \$ 4418.67

Committed funds  
 \$ .00

Operating funds  
 \$4418.67

CD# xxxxxxxxxxxxxxx0450 \$1,571.18  
 CD# xxxxxxxxxxxxxxx0819 \$1,043.06

Prepared and submitted 8/2/06

Donna Lou Hetler  
 Treasurer



**TREASURER'S REPORT FOR JULY**

**CACATUS WREN CHAPTER, THE ANG INC.  
 FINANCIAL STATEMENT FOR July 2006**

Checkbook balance as of July 1, 2006  
 \$ 4671.77

**Income**

Dues	\$ 96.00
Pin	10.00
No Name Tag	3.00
ANG Video Deposit Return	<u>20.00</u>
<b>Total</b>	<b>\$129.00</b>

**MEMBERSHIP DUES DUE**

**Memberships due Sept. 30**

Ruth Doebler	Karen Dolan
Olga Edwards	Ermalene Hannum
Sharon Skoczek	Donna Lou Hetler
Janice Meitl	Pat O'Malley
Earl Pennington	Norma Pennington
Marge Powers	Phyllis Richardson
Mary Sawyer	Valmai Schoeller
Kathy Statz	Jan Towery

## Plural Memberships due Sept. 30th

Collette Briody	Ellen Cooley
Barbara Eubanks	Marjorie Jordan
Connie Lagergren	Barbara Lewis
Jo Middlestead	Ann Seese
Catherine Stanislow	Margaret von Kuegelgen

National will invoice members for \$33 directly. All members are to send checks for the local chapter of \$16 to Muggs Tilly.

## ANG STITCH OF THE MONTH


### Stitch of the Month February 2005: Embossed Upright Bricking

by Sharon G

My favorite thread to work with for special effects is fine weight metallic. I don't recall a canvas that I stitched without using this thread type somewhere in the canvas. A little bit of glimmer translates into a reflection, the sun shining, a light in the window, a bit of glamour or even a lot of glitz.

The Embossed Upright Bricking stitch happened because I needed to design a stitch for tile rooftops. I needed to consider scale. The rooftops were in the distance and that told me the stitch needed to be one of a small scale and one that resembled roof tiles. It also had to have some texture to make the tent stitch house recede under the eaves. The rooftops had to appear in front of the mountains and cypress trees but not appear to fall forward off the canvas. When stitching a painted canvas, you need to pay very close attention to perspective.

With the addition of the embossed metallic over stitch, I had my roof tiles!



I chose a simple black work double running stitch to emboss the Upright Bricking.

Embossing stitches is my other love. Even plain old tent can be embossed with a single strand of thread or a fine metallic. Try doing a black work pattern over tent stitch using a fine single strand of metallic, floss or stranded silk.

Consider this stitch for clothing, smaller scale pavement, baskets, beehives, or berries. It is a very sturdy stitch. I would have no qualms using it in a pillow, handbag, or in any item that might need a small sturdy stitch.

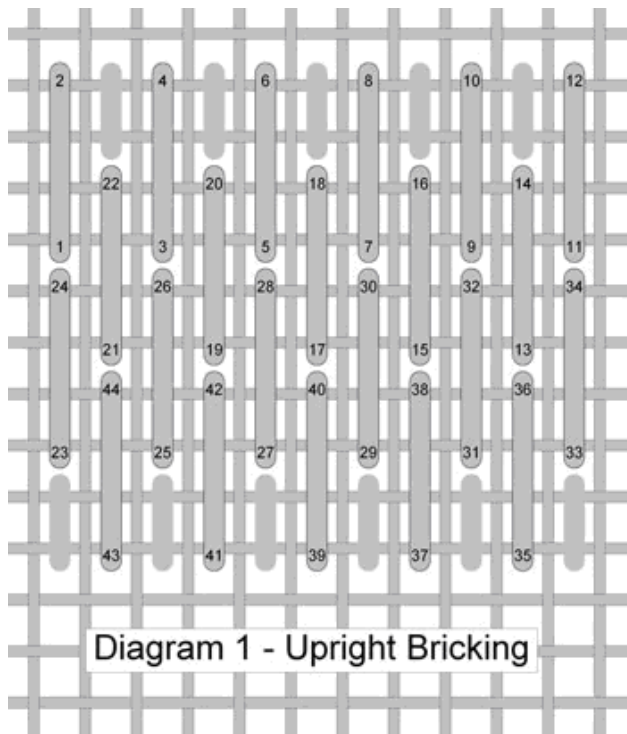


DIAGRAM 1

**Step 1, Diagram 1:** This stitch is done in two parts. For the sample I used 2 ply of silk. If you want a puffier look, use 3 ply of silk. Bring your needle up at the odd numbers and down with the even numbers. The stitches shown without numbers are compensating stitches. You will do a two step embossing over this Upright Bricking Base. It is a simple Brick stitch over 4 turned on its side.

Consider using a laying tool to get your base smooth. We don't want any roof tiles out of place.

Embossing the Upright Bricking with a fine metallic

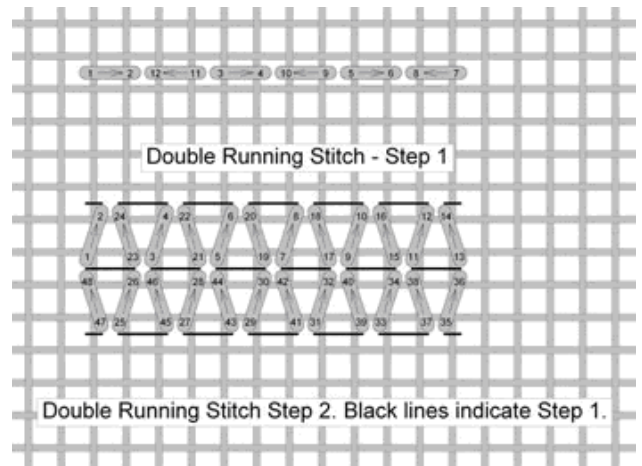


DIAGRAM 2

**Step 1, Diagram 2:** This is done in two steps. Refer to Diagram 3 for the placement of the stitch over the Upright Brick. It is charted in red in Diagram 3. Step 1 is a straight line Double Running Stitch. Use 1 strand of any fine weight metallic. It should be something similar to the weight of Blending Filament.

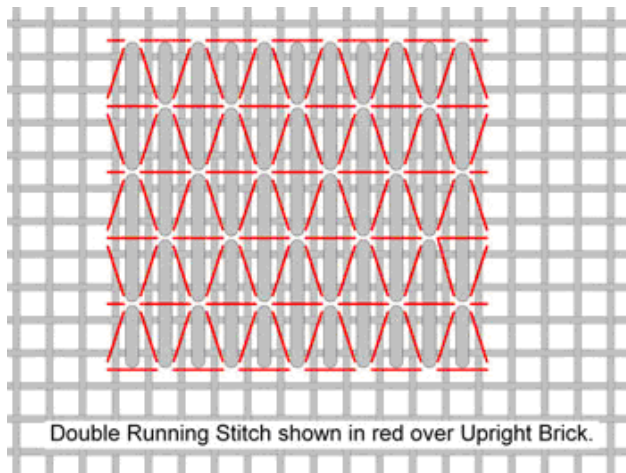
Pay attention to the rhythm of the stitch. Up at odd numbers; sink the needle at even numbers.

This stitch is done in two passes.

**Step 2, Diagram 2:** The second step is done with a similar rhythm. It is also a two pass stitch. Pay attention to the numbering and arrows on both Steps. The Step 1 stitches are shown in black in the Step 2 diagram.

**Diagram 3** shows the completed stitch. The grey is the Bricking done in Diagram 1 and the red stitches are the Embossed stitches done in metallic.

What I love about black work stitches is they have a nice consistent pull on the stitch. You won't find your stitches jogging to a corner of the hole. And you will learn to be consistent which is equally important.



**DIAGRAM 3**

The Stitch of the Month can be found at <http://www.needlepoint.org> under Needlepoint Resources

This page may be printed and reproduced in its entirety by ANG Chapters for publication in their newsletters.

## WEB LINKS

Web Links is our newest feature meant to provide information as an easy way for our winter visitors to order from the local shops and for those that are unable or don't have the time to drive into Tucson.

The West <http://www.thewestinc.com>  
Busy Needle <http://busyneedle.com>  
Fireside Stitchery  
<http://www.firesidestitchery.com>