



# CACTUS WREN

P.O. Box 183  
Green Valley AZ 85614  
www.gvang.org

**December 2006**

## **LETTER FROM THE PRESIDENT**

Hi Happy Stitchers

I want to thank everyone that stitched an ornament for the Chamber of Commerce Christmas tree. Jane Browder and I will decorate the tree on Dec.4th. We have 22 new ornaments to add to the ones we all ready had. What a Great Job!!

So many of us contributed to the Opportunity Baskets that I have been able to put together 7 for the Christmas luncheon, and will have 2 for the Spring Luncheon. Don't forget to bring your money and plan to buy several tickets as you will want one of these baskets. There is something for everyone...painted canvases, books, charts, counted cross stitch patterns, threads etc. We not only had a great response from the members but also from the shops in Tucson such as Busy Needle, All in Stitches, Creative Edges Gallery & Custom Framing, and national teacher Brenda Hart donated several painted canvases and one of her books. Additionally, because we had duplicates of one or two of Brenda's books in our library we were able put one of each in baskets.

I hope every one had a Happy Thanksgiving and will have a Merry Christmas.

Will see you at the luncheon,  
Phyllis

### ELECTED BOARD

|                   |                    |
|-------------------|--------------------|
| PRESIDENT         | Phyllis Richardson |
| VICE PRESIDENT    | Ann Seese          |
| VICE PRESIDENT    | Judy Burgess       |
| SECRETARY         | Carol Copeland     |
| TREASURER         | Donna Lou Hetler   |
| DIRECTOR AT LARGE | Eloise Fredrickson |

### APPOINTED BOARD

|                        |                                    |
|------------------------|------------------------------------|
| HOSPITALITY            | Janet Watson                       |
| KEEPER OF THE FEATHERS | Marti Harris                       |
| KEEPER OF THE RECORDS  | Margaret<br>von Kuegelgen          |
| LIBRARIAN              | Ruth Wallace                       |
| MEMBERSHIP             | Muggs Tilly                        |
| NEWSLETTER             |                                    |
| EDITOR                 | Sue Swan                           |
| PUBLISHER              | Susan Bumstead<br>Elizabeth Farmer |
| PHONE TREE             | Judy Kowalski                      |
| PROGRAMS               | Judy Burgess                       |
| PUBLICITY              | Ruth Deobler                       |
| SOCIAL                 | Judy Kowalski                      |
| STITCH-OUTS            | Pat Phillips                       |
| WEB SITE               | Margaret<br>von Kuegelgen          |

### BOARD MEETING

Fourth Monday of the month at Phyllis Richardson's.  
• Next meeting is January 22<sup>nd</sup> at 9:00 am.

### MEMBERS MEETING

Second Wednesday of the month at La Posada Recreation Room.  
• Next meeting is January 10<sup>th</sup> with a 9:30 social time and 10:00 business meeting.

### NEWSLETTER DEADLINE

Deadline for the next issue is January 24th. E-mail Sue Swan at [sueswan@msn.com](mailto:sueswan@msn.com) or mail typed copy. Please include **CWNewsletter** in the subject line.

**MONTHLY PROGRAMS  
AND PROJECTS  
FOR THE NEXT THREE MONTHS**

**December Program**

Holiday luncheon at the Country Club with fabulous opportunity baskets!

**January Program**

National teacher Barbara Richardson will talk about designing for needlework. How she does it, what design principles are most important in her work, and other aspects of the work of art. This is a program which can be enjoyed by all our members. Then, for those that have signed up for the kit, Barb will teach us the Southwest logo canvas.

**February Program**

The Morning Glory will be the program with a Valentine's gift of the kit for free to the participants. Be sure to sign up for this special thank you to all our hard-working members.

Check the November Newsletter for more details about this project. Deadline for sign up is December 13, the holiday luncheon.



**UPCOMING EVENTS**

**Christmas Lunch**

Our annual Christmas Luncheon is being held on Wednesday, December 13, 2006 at the Country Club of Green Valley. We will have good food, good friends and fabulous Opportunity Baskets!!

**THREADED TREASURES 2007**

The Christmas holidays are almost behind us, and its time to prepare for our bi-annual show in February. The entry form and general information are in this issue, see the last page. The form to attach to your entry will appear in the February newsletter. Our committee chairmen will be contacting you for help and please make yourself available if asked remember - many hands make light work. If you have any questions, please contact Rosemary Johannesson, Chairman 399-3056, or Phyllis Richardson, 648-1029.

**TIDBITS OF NEWS**

CACATUS WREN CHAPTER, THE ANG  
INC.  
FINANCIAL STATEMENT FOR October  
2006

Checkbook balance as of October 1, 2006  
\$ 5265.74

Income

|             |              |
|-------------|--------------|
| Dues        | 160.00       |
| Tote Bag    | 25.00        |
| Laying Tool | 15.00        |
| Pin         | 10.00        |
| Name Tags   | 3.50         |
| <br>Total   | <br>\$213.50 |

Expenses

|                     |               |
|---------------------|---------------|
| Newsletter Printing | 12.25         |
| Insurance           | 216.00        |
| <br>Total           | <br>\$ 228.25 |

Checkbook balance as of October 31, 1006  
\$ 5250.99

Committed funds  
\$ 250.00

Operating funds  
\$ 5000.99

CD# xxxxxxxxxxxxxxx0450 \$1,594.99  
CD# xxxxxxxxxxxxxxx0819 \$1,043.06

Prepared and submitted 11/01/06

Donna Lou Hetler  
Treasurer

**MEMBERSHIP**

Membership Info from ANG:

Payment of ANG National Dues

Your e-mail address will help us keep you more informed of when your dues are due. ANG wants to reach as many of our members via e-mail as possible! ANG has an ANG Web site [www.needlepoint.org](http://www.needlepoint.org) section for updating their member information electronically. Select the "Change of Address" line under "Member Resources". A page entitled "Update Membership Database." This can be used for adding your e-mail address to ANG database. The membership office will be e-mailing members when their dues invoices have been put in the mail. This has proved to be extremely effective with their other clients and doesn't cost anywhere near mailing reminds does. We know we have many members who do not have e-mail, but you would be surprised how many do.! Let's give this a try. Help ANG help you! Be proactive and give ANG your current e-mail address!

**ATTENTION WINTER VISITORS AND THOSE OF YOU WITH SECOND**

**RESIDENCES:** Please be aware of your ANG renewal date and where you are likely to be at that time. If your are routinely at a secondary address at that time, please contact the Membership Office of ANG and alert them to this situation.!


## Past Due Memberships

Brenda Hart  
Susan Hill  
Jane Lovat  
Dale Miller  
Nancy Pfeifer  
Katherine Siggins  
Earla Swope

## Re-instate

Pat O'Malley

National will invoice members for \$33 directly. All members are to send checks for the local chapter of \$16 to Muggs Tilly.



## STITCH OF THE MONTH

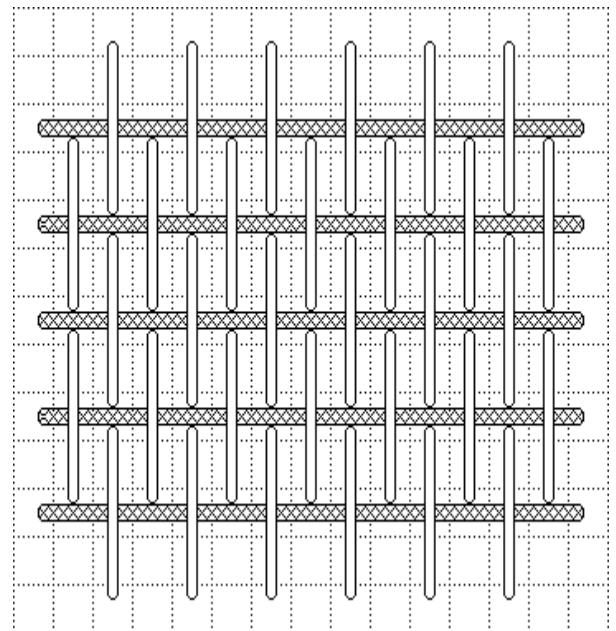
### Stitch of the Month January 2004: Burden Stitch and Variations

by Ann Strite-Kurz

Burden Stitch. The most basic published couching stitch is the burden stitch, which has a unique basketweave appearance when completed. I particularly like the fact that this pattern can form a natural elongated diamond, and the stitched example shown exhibits this shape. This pattern is usually a solid filling that is executed with metal or metallic laid rows and multiple strands of cotton or silk floss for the couching stitches. The long stitches maximize the amount of light play on the flat satin stitches to produce an elegant sheen. The laid rows are horizontal and are placed two threads apart. The couching stitches are vertical and straddle 4 threads.

Cactus Wren Newsletter – December 2006

Overall Pattern - Stitched Sample - Diamond Shape



View of Charted Pattern Sample

### Sequence

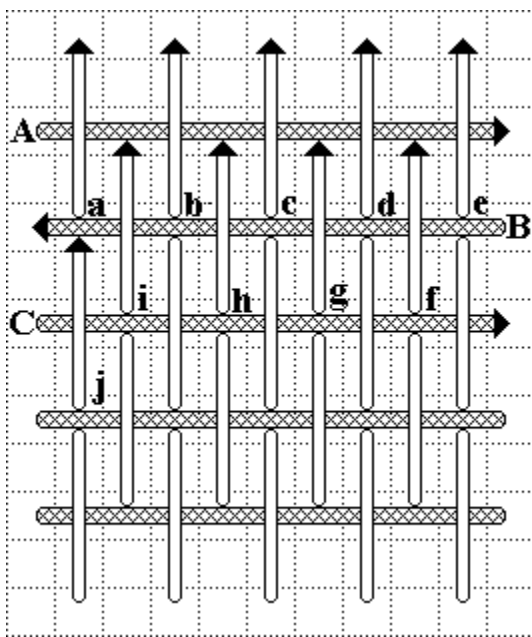
Step 1. Lay one horizontal row in the left-to-right direction shown in the capital letter sequence as Row A.

Step 2. Follow the laid row with one row of the couching stitches, shown in the lowercase lettered sequence as a-e.

Step 3. Lay a second horizontal laid row in a right-to-left direction as row B. Notice that this row lies in the same channel as the base of the Step 2 couching stitches. It will cover these stitches, making the final pattern appear woven rather than stitched.

Step 4. Add a second row of couching stitches in the reverse direction as f-i. This time the needle must be placed at an angle in order to sink under the Step 1 laid row.


Hereafter these four steps will alternate until the area is filled. In most patterns, the Step 1 rows can all be completed before any Step 2 rows of couching stitches are added, but when the rows overlap, it is more practical to work with two threaded needles at the same time and add the steps in alternating sequences.



Sequence Chart

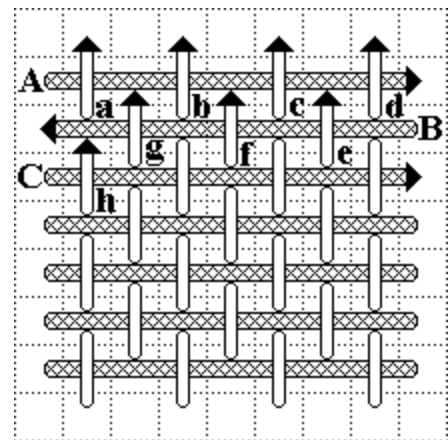
**Tramé Brick** This stitch is a reduced version of the burden stitch that I find particularly useful on 24-count Congress cloth. The horizontal laid rows are only one thread apart and the couching stitches are smaller brick stitches that straddle two threads instead of four. This pattern is also solid as

well as small in scale and the sample provided forms a regular diamond or "baseball" diamond, rather than an elongated diamond.



### Sequence


This smaller version also has the same woven appearance as the burden stitch, so alternating sequences should be used again to build the pattern. The sample sequence below is identical to the previous one for burden stitch. Only the placements of the laid rows and the size of the couching stitches have changed.



Sequence Chart

**Open Tramé Brick** This pattern is identical to the regular tramé brick except that the laid rows are two threads apart instead of one, matching the arrangement for the

burden stitch. The shorter couching stitches make the pattern open, however, with what I call canvas 'peekaboos' showing around the stitches. This lighter effect with exposed canvas threads is especially attractive when pastel shades are used, and the example shown combines a star coral metallic with a slightly darker bittersweet overdyed floss.

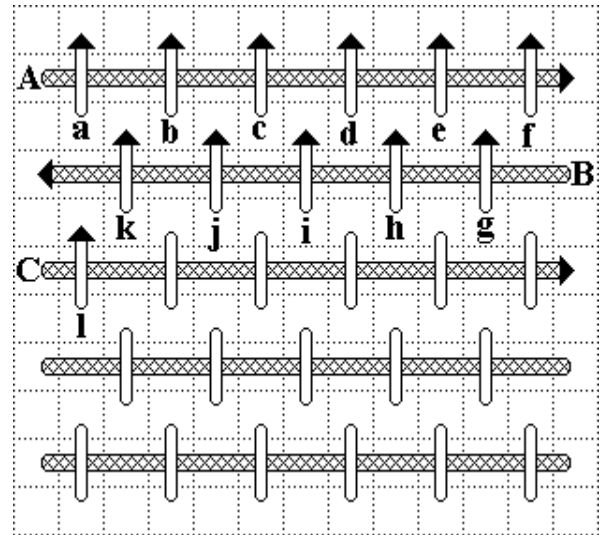


## Sequence

This time the two steps will be done the traditional way.

Step 1. Lay all of the horizontal rows back and forth, as shown in the capital letter sequence. Row C is the repeat point so no further letters are needed.

Step 2. Add the couching stitches in horizontal paths, as indicated with the lowercase lettered sequence. Stitch I is the repeat point since it marks the start of the second left-to-right row, so no further letters are needed.



Sequence Chart

*This page may be printed and reproduced in its entirety by ANG Chapters for publication in their newsletters.*

## WEB LINKS

American Needlepoint Guild  
<http://www.needlepoint.org>

ANG Cactus Wren's  
<http://gvang.org>

ANG Tucson Chapter  
<http://www.tucsonang.org>

The West <http://www.thewestinc.com>  
 Busy Needle <http://busyneedle.com>  
 Fireside Stitchery  
<http://www.firesidestitchery.com>

**THREADED TREASURES – 2007**  
**Exhibit Dates: February 22, 23, 24<sup>th</sup>**  
**Exhibit hours: 10:00 AM – 4:00 PM**

**General rules and guidelines. Please save this for future reference.**

- 1. Exhibit entries must be stitched by a member of Cactus Wren Chapter of ANG**
- 2. Each entry must be stitched by hand using a threaded needle on a counted ground.**
- 3. Accepted entries can be in any shape, i.e. boxes, pictures, pillows, wearable items, purses, belts, standing figures, Christmas ornaments etc.**
- 4. A limit of 5 pieces total per member.**
- 5. Entries exhibited in past TT are not eligible**
- 6. Exhibit entries must be ready for display i.e. wire hangers on pictures, special stands or cases if required etc.**
- 7. Exhibitor's name, phone number and a title of piece must be attached firmly to the back of each entry. Please use form provided.**
- 8. Exhibitors are responsible for their own insurance and for the delivery and pick up of entry or they must make other arrangements.**
- 9. Cactus Wren and its committees are not responsible for accidents, damage or loss of items. Exhibitors enter pieces at their own risk**

---

**THREADED TREASURES – 2007 EXHIBITORS FORM**  
**One entry per item. Please, reproduce this form if needed**

**EXHIBITOR** \_\_\_\_\_ **PHONE** \_\_\_\_\_

**TITLE** \_\_\_\_\_

**SIZE** \_\_\_\_\_ **MAY WE DISPLAY YOUR NAME** \_\_\_\_\_

**TECHNIQUE**

- \_\_\_ Needlepoint
- \_\_\_ Cross Stitch
- \_\_\_ Mixed Media
- \_\_\_ Hardanger
- \_\_\_ Pulled Thread
- \_\_\_ Drawn Thread
- \_\_\_ Miscellaneous

**ENTRY TYPE**

- \_\_\_ Pillow
- \_\_\_ Framed
- \_\_\_ Box/Object
- \_\_\_ Christmas ornament
- \_\_\_ Wearable
- \_\_\_ Seasonal (which one) \_\_\_\_\_
- \_\_\_ Other \_\_\_\_\_

**Exhibitor information (optional): using 30 words or less attach a short Explanation/history of this piece, or what it means to you.**

**SUBMIT ALL ENTRY FORMS BY JAN. 20, 2007 TO:**  
**ANNE SEESE, REGISTRATION CHAIRMAN**